

TTA TraceTek Alarm Module

The TraceTek TTA single-channel alarm module is designed for use with all TraceTek sensing cables to detect fluid leaks.

Simple operation

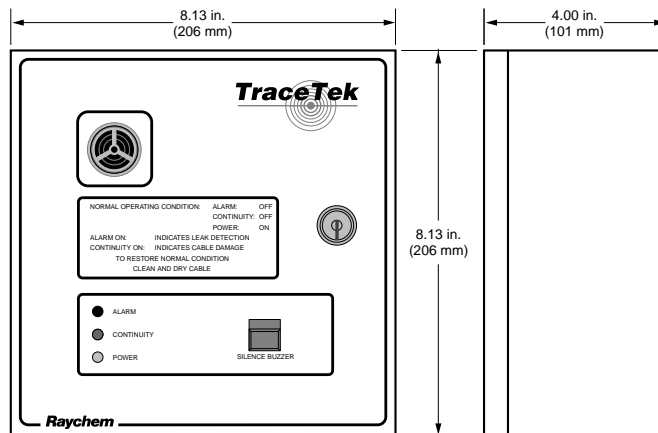
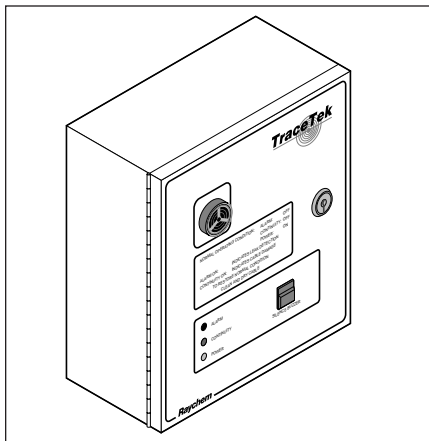
When liquid contacts the sensing cable, the TTA sounds an alarm and trips a relay contact to actuate optional remote alarm devices. The operator silences the TTA alarm by pressing the external SILENCE BUZZER button. The locked metal enclosure protects the module controls from unauthorized access.

Reliable performance

The LEDs located on the module's faceplate indicate POWER, ALARM, and CONTINUITY. Any loss of system integrity, whether caused by an interruption in power or damage to a cable are indicated by the module panel display and relay output. An internal test feature allows the user to check system operations.

Versatile design

The metal enclosure of the TTA alarm module can be surface mounted. The 95-decibel alarm is easily heard above the operating noise of process equipment. The module operates on 120/240 volts AC or 24 volts DC. Relay contacts within the alarm module allow connection to central annunciator panels or remote alarms.

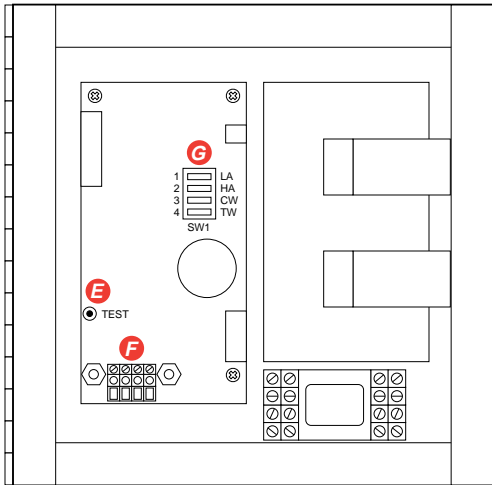
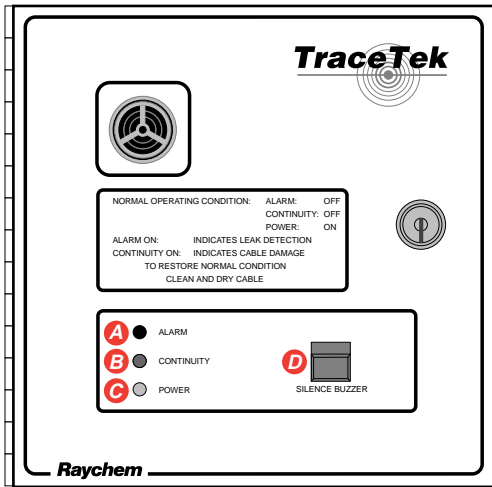


Technical Information

Sensing cable compatibility	All TraceTek sensing cables
Maximum length of sensing cable	50 ft (15 m)
Temperature rating	32°F to 105°F (0°C to 40°C)
Metal enclosure	NEMA 1
Audible alarm	95 decibels
Supply voltage	120/240 Vac
Power consumption	14 VA
Relay contacts	Activated by leak or continuity alarm Type: 4PDT Rating: 3A at 120 Vac/28 Vdc

Ordering Information

Catalog Number	Description
TTA-1-UL/CSA	Single channel alarm module
TTA-N4X/N12	Additional NEMA 4X, 12 enclosure



Module functions

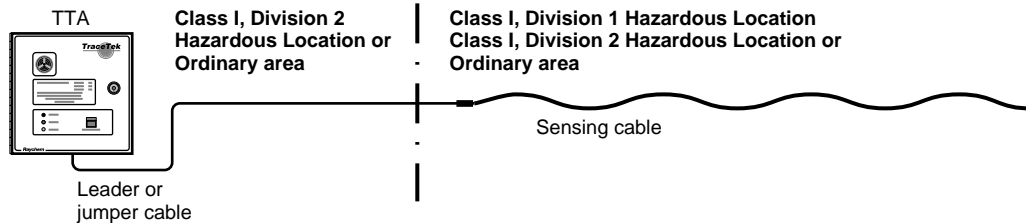
- A ALARM indicator**
Red LED indicates the system has detected a leak.
- B CONTINUITY fault indicator**
Yellow LED indicates the system has detected a break in the sensing circuit.
- C POWER status indicator**
Green LED indicates the system is powered.
- D SILENCE BUZZER button**
Silences the alarm and releases the alarm relay.
- E TEST button**
Indicates test of module functions: alarm, LED, alarm buzzer and alarm relay.
- F Sensing cable terminal block**
Connects sensing circuit to PC board for module connection.
- G Alarm indicator**
Dip switch setting for appropriate sensing cable type:

	1	2	3	4
LA - fuels/solvents	ON	OFF	OFF	OFF
HA - aqueous chemicals	OFF	ON	OFF	OFF
TW - water	OFF	OFF	ON	OFF
DW - deionized water	OFF	OFF	OFF	ON

Approval Information



The TTA module is UL Listed and CSA Certified for use in ordinary areas or Class I Division 2 Groups A, B, C, and D Hazardous Locations. TraceTek sensing cables connected to the module may be located in Class I Division 1, Groups A, B, C, and D Hazardous Locations.



The TraceTek products group is a part of Raychem Chemelex Division. Chemelex Division is ISO 9001 certified.

**Raychem Corporation
Commercial & Industrial
Infrastructure Division**
300 Constitution Drive
Menlo Park, CA 94025-1164
Tel (800) 545-6258
Fax (800) 611-2323
Fax-on-Demand (800) 329-4494
www.raychem.com

All information, including illustrations, is believed to be reliable. Users, however, should independently evaluate the suitability of each product for their application. Raychem makes no warranties as to the accuracy or completeness of the information, and disclaims any liability regarding its use. Raychem's only obligations are those in the Raychem Standard Terms and Conditions of Sale for this product, and in no case will Raychem be liable for any incidental, indirect, or consequential damages arising from the sale, resale, use, or misuse of the product. Specifications are subject to change without notice. In addition, Raychem reserves the right to make changes—without notification to Buyer—to materials or processing that do not affect compliance with any applicable specification.