

# Raychem RAYCLIC

## CONNECTION KITS AND ACCESSORIES

For XL-Trace, IceStop and HWAT self-regulating heating cables

### PRODUCT OVERVIEW

The Raychem RayClic connection system is a simple, fast and reliable set of connection kits developed for select XL-Trace, IceStop and HWAT self-regulating heating cables. There is no wire stripping needed because the insulation displacement connector makes the electrical connection.

The easy-to-install RayClic connection system reduces installation time, lowering the total installed cost of the heating cable system.

#### Simple

- No need for special tools
- Three-step installation

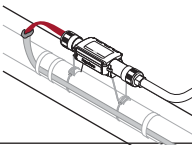
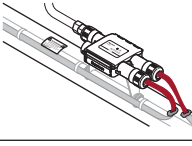
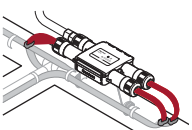
#### Reliable

- Intuitive installation
- Rugged, waterproof, UV-resistant enclosure

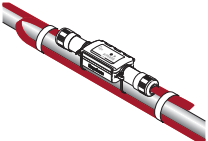
#### Cost-effective

- Quick installation

### POWERED CONNECTION KITS

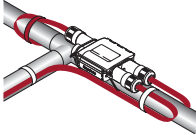
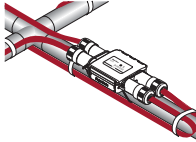
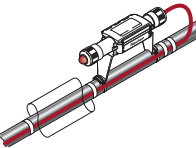
Catalog number	Part number	Description
 RayClic-PC	233053-000	A RayClic-PC can supply power to one heating cable. Each kit contains one RayClic-PC power connection, one RayClic-E end seal, and one SB-04 pipe mounting bracket. The kit includes 5' power lead wires and a conduit fitting; the junction box and flexible conduit required to make a complete connection are not included. Weight: 1.8 lb (0.8 kg)
 RayClic-PS	861247-000	A RayClic-PS can be used as a power connection kit for supplying power to two heating cables. Each kit contains one RayClic-PS powered splice connection, two RayClic-E end seals, and one SB-04 pipe mounting bracket. The kit includes 5' power lead wires and a conduit fitting. The junction box and flexible conduit required to make a complete connection are not included. Weight: 2.0 lb (0.9 kg)
 RayClic-PT	804231-000	A RayClic-PT can be used as a power connection kit for supplying power to three heating cables. Each kit contains one RayClic-PT powered tee connection, three RayClic-E end seals, and one SB-04 pipe mounting bracket. The kit includes 5' power lead wires and a conduit fitting. The junction box and flexible conduit required to make a complete connection are not included. Weight: 2.0 lb (0.9 kg)

### UNPOWERED CONNECTION KITS


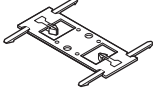
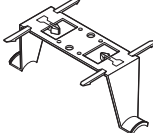
Catalog number	Part number	Description
 RayClic-S	559871-000	Splice kits are installed as needed to connect two heating cables together at one point. Each kit contains one RayClic-S splice. Weight: 1.3 lb (0.6 kg)

## RAYCLIC CONNECTION KITS AND ACCESSORIES

### UNPOWERED CONNECTION KITS

Catalog number	Part number	Description
<b>RayClic-T</b>	014023-000	Tee kits are installed as needed to connect three heating cables together at one point. Each kit contains one RayClic-T tee connection and one RayClic-E end seal. Weight: 1.9 lb (0.9 kg)
		
<b>RayClic-X</b>	546349-000	RayClic-X kits are installed as needed to connect four heating cables together at one point. Each kit contains one RayClic-X cross and two RayClic-E end seals. Weight: 2.0 lb (0.9 kg)
		
<b>RayClic-LE</b>	P000000770	Lighted end seal kits are installed wherever an end-of-line signal light is required. Each kit contains one RayClic-LE lighted end seal and one RayClic-SB-04 pipe mounting bracket. Weight: 1.8 lb (0.8 kg)
		

### ACCESSORIES

Catalog number	Part number	Description
<b>RayClic-E</b>	805979-000	The RayClic-E is a replacement end seal kit.
		
<b>RayClic-SB-02</b>	852001-000	The RayClic-SB-02 is a wall mounting bracket for use with any RayClic connection kit.
		
<b>RayClic-SB-04</b>	616809-000	The RayClic-SB-04 is a pipe mounting bracket for use with any RayClic connection kit. One pipe mounting bracket is included with each powered connection kit and the RayClic-LE lighted end seal kit.
		

### RayClic System Specifications

Rated voltage	120–277 V
Maximum circuit breaker size	30 A
Maximum exposure temperature	150°F (65°C)
Minimum installation temperature	0°F (–18°C)
Enclosure rating	NEMA 4X

### Applicable Products

XL-Trace	5/8XL1-CR/CT and 5/8/12XL2-CR/CT
IceStop	GM-1XT, GM-1X, GM-2XT and GM-2X
HWAT	HWAT-R2, HWAT-P1

## APPROVALS

---



718K Pipe Heating Cable  
877Z De-Icing and Snow Melting



With XL-Trace and IceStop  
heating cable only  
For Class I, Div. 2,  
Groups A,B,C,D  
hazardous locations- GM-1XT  
and GM-2XT only

## DESIGN AND INSTALLATION

---

For proper design and installation of a RayClic connection system, use the appropriate product design guide and the installation instructions included with the connection kit.

## GROUND-FAULT PROTECTION

---

To minimize the danger of fire from sustained electrical arcing if the heating cable is damaged or improperly installed, and to comply with the requirements of Pentair Thermal Controls, agency certifications, and national electrical codes, ground-fault equipment protection must be used on each heating cable branch circuit. Arcing may not be stopped by conventional circuit protection. Many DigiTrace control and monitoring systems meet the ground-fault protection requirement.



[WWW.PENTAIRTHERMAL.COM](http://WWW.PENTAIRTHERMAL.COM)

**NORTH AMERICA**

Tel: +1.800.545.6258  
Fax: +1.800.527.5703  
Tel: +1.650.216.1526  
Fax: +1.650.474.7711  
[thermal.info@pentair.com](mailto:thermal.info@pentair.com)

**EUROPE, MIDDLE EAST, AFRICA**

Tel: +32.16.213.511  
Fax: +32.16.213.603  
[thermal.info@pentair.com](mailto:thermal.info@pentair.com)

**ASIA PACIFIC**

Tel: +86.21.2412.1688  
Fax: +86.21.5426.2917  
[cn.thermal.info@pentair.com](mailto:cn.thermal.info@pentair.com)

**LATIN AMERICA**

Tel: +1.713.868.4800  
Fax: +1.713.868.2333  
[thermal.info@pentair.com](mailto:thermal.info@pentair.com)

Pentair, RayClic, XL-Trace, IceStop, HWAT, and DigiTrace are owned by Pentair or its global affiliates. All other trademarks are the property of their respective owners. Pentair reserves the right to change specifications without prior notice

© 2008–2013 Pentair.